

Artikel 2020_2 Jurnal EEJET_Iwan

by Iwan Susanto

Submission date: 17-Apr-2022 03:22PM (UTC+0700)

Submission ID: 1812439785

File name: Artikel_2020_2_Jurnal_EEJET_Iwan.pdf (903.65K)

Word count: 5211

Character count: 25990

Bangka Tin Slag (BTS) was a tin-smelting waste containing high silica and other elements that have high economic value, including cerium, which is a rare earth element. Silica and Ce_2O_3 contents in BTS were 32.86% and 1.35% respectively. Other elements that have high concentrations in BTS include 15.46% of CaO, 10.88% of Al_2O_3 , and 9.20% of Fe_2O_3 . The objective of this study was to determine the optimum conditions for cerium extraction using HCl, which includes HCl concentration, temperature, particle size, stirring speed, and dissolution time. In addition, the effect of these parameters on Ce extraction was also studied. The one-factor-at-time method was used to determine the optimum conditions. Pretreatment of BTS with the alkaline fusion method and water leaching was done to reduce both the silica content and increasing its porosity. Alkaline fusion carried out at 700 °C using NaOH converts the silica into water-soluble sodium silicate. Characterization of the slag structure before and after the pretreatment process was completed, carried out by using X-ray diffraction (XRD), X-ray fluorescence (XRF), Scanning electron microscope (SEM), and optical microscope. Furthermore, measurement of Ce content in the filtrate of the dissolution process was performed with inductively coupled plasma – optical emission spectrometry (ICP-OES). The results showed that the optimum of 75.16% Ce was extracted by using some parameter conditions, namely by 2.5 M of HCl concentration, at the temperature of 40 °C, with the particle size of –325 mesh, stirring speed of 150 rpm, and dissolution time of 180 minutes. Each parameter gives a significant effect on Ce extraction, wherein the initial stage, the increase in the value of each parameter gives an increase in Ce extraction and begins to decrease when equilibrium occurs

Keywords: Bangka tin slag, cerium, HCl, alkaline fusion, water leaching, optimum conditions

UDC 678

DOI: 10.15587/1729-4061.2020.210530

A STUDY OF CERIUM EXTRACTION FROM BANGKA TIN SLAG USING HYDROCHLORIC ACID

Kurnia Trinopiawan
Master of Engineering*

Zaki Mubarak

Doctor of Engineering, Professor
Department of Metallurgical Engineering
Institut Teknologi Bandung

Jl. Ganesha No. 10, Bandung, Indonesia, 40132

Kurnia Setiawan Widana

Master of Engineering*

Budi Yuli Ani

Associate of Engineering*

Yarianto Sugeng Budi Susilo

Master of Science*

Riesna Prassanti

Master of Engineering*

E-mail: riesna@batan.go.id

Iwan Susanto

Doctor of Materials Science and Engineering, Assistance Professor
Department of Mechanical Engineering

Politeknik Negeri Jakarta

Kukusan, Beji, Depok, Indonesia, 16425

E-mail: iwan.susanto@mesin.pnj.ac.id

Sulaksana Permana

Doctor of Engineering in Metallurgy and Materials**

Johny W. Soedarsono

Doctor of Engineering, Professor**

*Center for Nuclear Minerals Technology

National Nuclear Energy Agency of Indonesia

Pasar Jum'at, Jakarta, Indonesia, 12440

**Centre of Mineral Processing and Corrosion Research

Department of Metallurgy and Materials

Universitas Indonesia

Depok, Jawa Barat, Indonesia, 16424

Received date 19.06.2020

Accepted date 17.08.2020

Published date 31.08.2020

Copyright © 2020, Kurnia Trinopiawan, Zaki Mubarak, Kurnia Setiawan Widana, Budi Yuli Ani,

Yarianto Sugeng Budi Susilo, Riesna Prassanti, Iwan Susanto, Sulaksana Permana, Johny W Soedarsono

This is an open access article under the CC BY license (<http://creativecommons.org/licenses/by/4.0>)

1. Introduction

Rare Earth elements (REE) are 15 elements in the lanthanide group as well as Sc and Y which have similar characteristics with lanthanide elements [1]. The similarity of REE chemical properties makes their separation and purification require selective methods such as liquid-liquid extraction [2]. REE are included in the critical material category because of their high economic importance and supply risk [3–6]. The use of REE often could not be substituted with other materials related to living and technology standards [7]. Cerium (Ce) is a light rare earth element (LREE) that is widely used as a glass polishing material, catalyst, oxygen sensor, and

fuel cell. The presence of Ce in the earth's crust is higher than copper (66.5 ppm) and lead (60 ppm) [8]. Ce in nature has two different ionic states, the trivalent and tetravalent Ce which is beneficial for increasing the photocatalytic performance [9]. Tetravalent Ce tends to be more stable than trivalent [8].

The main resources of rare earth elements that have been processed are monazite, xenotime, and bastnaesite [10]. Among the three types of minerals, the lowest amount of cerium was in xenotime while cerium content in monazite was similar to bastnaesite, which was 46–49% of Ce [11].

Tin mining activities in Bangka produced tin ingot and other forms of tin metal products through the smelting and

refinery process. Generally, cassiterite (SnO_2) concentrates processed in smelters have a minimum tin (Sn) content of 70%. Thus, 30% of the impurities in the concentrate, including REE, were also smelted and became slag. The first smelting slag still contained 20–30% of Sn and was smelted again to obtain slag with only 2–3% Sn content [12]. This second smelting slag, later called Bangka Tin Slag (BTS), was used in this study. BTS contains LREE including Ce [13].

Generally, tin slag is processed for tantalum and niobium. The economic value of tin slag processing could be increased by extracting other metals including cerium. Therefore, this research needs to be done to obtain the optimum conditions for cerium extraction, especially in the leaching process, so that the extraction process could be more efficient.

2. Literature review and problem statement

The authors of the paper [14] present the results of research on characterization of tin slag using microprobe analysis. They show that tin slag has an amorphous structure, and determined the matrix of the elements, called pseudo-structure, contained in the slag. The pseudo-structure gave advantages to predict the impact of chemical treatment on tin slag. According to the paper [15], the decomposition of slag with NaOH was effective to damage the silica structure in the slag and increase its porosity and provide good acid leaching results in the extraction of Ta and Nb. In tantalum and niobium extraction from tin slag, studies that have been carried out reveal several alternative processes, including leaching with H_2SO_4 and HF, decomposition of slag with NaOH at high temperatures, or a combination of acid-base leaching. The reaction of silica with sodium hydroxide resulted in sodium silicate (Na_2SiO_3) which is soluble in water [12]. REE, including Ce contained in slag, was assumed to be in the form of hydroxide after going through an alkaline fusion process. Ce or other REE hydroxides can be dissolved in strong acids such as HCl, H_2SO_4 , and HNO_3 . The paper [16] reports the results of studying the REE dissolution from phosphogypsum, it was known that HCl and HNO_3 are more efficient than H_2SO_4 , and HCl is more economical than HNO_3 . The study of lanthanum extraction from REE slag using sulfuric acid conducted by the authors [17] shows that under the conditions of 1.5 g/L slurry density, 0.3 M H_2SO_4 , 750 rpm of stirring speed, leaching time 9.5 h, and 30–80 °C of temperature, the reaction rate was controlled by chemical reactions in the first stage and diffusion in the ash layer in the second stage.

The authors of the papers [18–23] had performed the research in leaching of REE from different raw materials, including bastnaesite, Korean monazite, clay minerals, and bauxite residue. Unfortunately, studies on the dissolution of REE, especially Ce, from BTS using HCl after alkaline fusion and water leaching have not been conducted. Their reports indicated the parameters that affected the leaching recovery. In dissolution using HCl, a high concentration of HCl can increase the effectiveness of dissolution because the reaction speed is affected by the reagent concentration [18]. The dissolution process is generally also affected by temperature, as the reaction speed increases with increasing temperature [19]. The particle size also affects the result of the dissolution process, because a large surface area gives an increasingly better dissolution reaction [20]. The surface

area of the particle can be increased by comminution or size reduction. Furthermore, turbulent stirring in the dissolution process makes slurry homogenization better, and also helps the process of ion diffusion from solids to bulk solutions [21]. Chemical reactions, including the dissolution process, concentration variation, have a certain rate, which is a function of time, so resident time plays a role in increasing percent extraction [22, 23]. This approach was used in the study of Ce dissolution from BTS.

3. The aim and objectives of the study

The aim of the study is to determine the optimum conditions of the parameters that affected the Ce dissolution from BTS using HCl after alkali fusion and water leaching.

To achieve this aim, the following objectives are accomplished:

- to obtain the optimum HCl concentration, temperature, particle size, stirring speed, and dissolution time;
- to analyze the effect of parameters on Ce extraction.

4. Materials and methods to study optimum conditions in dissolution of Ce from BTS using HCl

4.1. Materials

Table 1, 2 show the materials used in these experiments which is BTS with a fraction of the particle size and the composition. The particle size in the range between the +20 to –65 mesh scale with various weight percentages was displayed in detail in Table 1. While the compound of composition with other elements of BTS was shown more completely in Table 2.

Table 1

Particle size fraction of BTS

Particle size (mesh)	+20	-20+48	-48+65	-65
Weight percentage (%)	3.81	54.85	34.78	6.56

Table 2

Results of BTS analysis by XRF

SiO_2 (%)	Fe_2O_3 (%)	CaO (%)	Al_2O_3 (%)	Ce_2O_3 (%)	Other REEs (%)	Other elements (%)
32.86	9.20	15.46	10.88	1.35	2.11	28.14

The XRF analysis showed that SiO_2 (32.86%) was the major component in tin slag. REE contained in tin slag was 3.46%, with 1.35% of Ce_2O_3 content. CaO, Al_2O_3 , and Fe_2O_3 are the other components that have a high concentration with their concentration of 15.46%, 10.88%, and 9.20%, respectively.

4.2. Pre-treatment

BTS in the amount of 250 g was mixed with 5% NaOH in an alumina crucible. The mixture was heated in a muffle furnace at a temperature of 700 °C. Frit was leached with 1 L of water for 1 hour, then filtered. The water leaching residue was pulvized with a ball mill and sieved with a sieve size of 100, 150, 200, and 325 mesh. The particle size fraction obtained is presented in Table 3.

Table 3

Particle size fraction of dissolution feed material

Particle size (mesh)	+100	-100+150	-150+200	-200+325	-325
Weight percentage (%)	10.75	4.74	5.40	3.36	75.75
Ce content (%)	0.95	1.17	0.98	0.98	1.35

Milling process resulted in more than 70 % of the water leaching residue in size of -325 mesh. The Ce content in five variations of particle sizes did not have a significant difference.

4. 3. Dissolution 23

The experiment was carried out in a 400 mL beaker glass equipped with a digital mixer IKA RW 20 with PTFE pitch-blade turbine 45° impeller type. The beaker glass was placed on a Thermo Scientific Cimarec hot plate. 200 ml of 32 % HCl was put into the beaker glass, then 20 g of water leaching residue was added while stirring at 150 rpm. Stirring was carried out for several minutes according to the observed 20 time parameter. After the dissolution time was reached, the slurry was filtered and the filtrate obtained was diluted. Dilution was aimed to prevent gel formation. Process parameters observed included HCl concentration, temperature, particle size, stirring speed, and dissolution time. Variations of each process parameter are presented in Table 4. Analysis of filtrate samples was carried out using the PerkinElmer ICP-OES Optima 8300 type.

Table 4

Variation of the dissolution process parameters

Parameter	HCl Concentration (M)	Temperature (°C)	Particle Size (mesh)	Stirring Speed (rpm)	Dissolution Time (minutes)
HCl Concentration	0.5; 1; 1.5; 2; 2.5; 2.75	Ambient	-325	150	5
Temperature	2.5	ambient; 40; 50; 60; 70	-325	150	5
Particle Size	2.5	40	+100; -100+150; -150+200; -200+325; -325	150	5
Stirring Speed	2.5	40	-325	100; 150; 200; 250; 300; 350	5
Dissolution Time	2.5	40	-325	150	3; 5; 15; 30; 60; 120; 180; 240

The percentage of Ce extraction was calculated using the following equation:

$$Ce\ Extraction = \frac{Weight\ of\ Ce\ in\ the\ filtrate}{Weight\ of\ Ce\ in\ the\ feed} \times 100\% \quad (1)$$

Table 4 shows the design of experiments in determining the optimum operating conditions, following the one-factor-at-time method in which the operating parameters studied were varied while the other parameters were fixed [24].

5. Results

5. 1. Pre-treatment of BTS

The XRD and SEM characterization of the BTS sample, before and after pre-treatment is shown in Fig. 1. While photo microscope optic of the BTS sample, before and after pre-treatment are shown in Fig. 2.

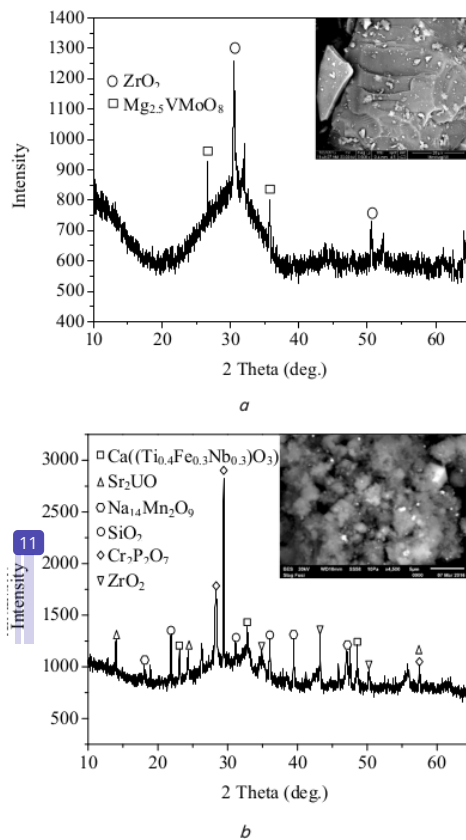


Fig. 1. XRD and SEM analysis of the BTS sample: a – before pre-treatment, b – after pre-treatment




Fig. 2. Photo microscope optic of the BTS sample: a – before pre-treatment, b – after pre-treatment

As shown in Fig. 1, the XRD characterization results show that the BTS structure changes from amorphous to

crystalline. Fig. 1 also shows SEM analysis, which indicates the change in BTS surface, which before the pre-treatment of the granular surface looked compact while after alkaline fusion and water leaching the particle porosity significantly increased. Characterization with an optical microscope at 45x magnification showed changes in the appearance of BTS granules, dark brown silica enveloped BTS granules (Fig. 2, a) but after pre-treatment, there was a change in the color and surface structure of the granular (Fig. 2, b).

5.2. Effects of HCl concentration and temperature

The results of BTS dissolution experiments with variations in HCl concentrations in the range of 0.5–2.75 M and temperature variations at ambient temperatures up to 80 °C are shown in Fig. 3.

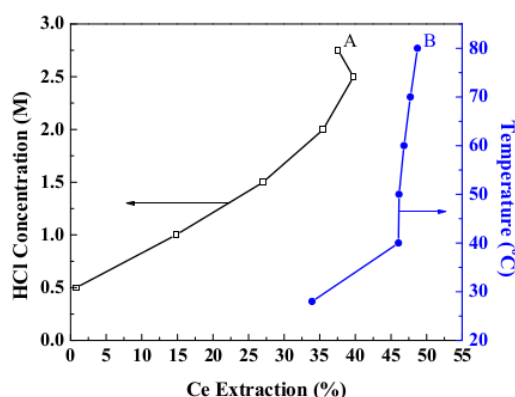


Fig. 3. Ce extraction at various: A – HCl concentrations; B – temperatures

Curve A in Fig. 3 shows the effect of changes in the concentration of Ce extraction, at a concentration of 0.5 M HCl, Ce extraction was still low at 0.81%. Maximum Ce extraction was obtained at concentration of 2.5 M which was 39.75%. Curve B in Fig. 3 shows the effect of temperature changes on Ce extraction. At room temperature, Ce extraction was 33.91%, which seems to decrease compared to the value in Curve A, suggesting due to deviation formed, even though the operating conditions are the same. The Ce extraction significantly increased from ambient temperature to 40 °C, at which there was an increase of 33.91% Ce extraction to 46.06%.

5.3. Effects of particle size

The results of the experiment of Ce dissolution with HCl in various particle sizes are presented in Fig. 4.

Fig. 4 shows Ce extraction at various particle sizes. At a particle size of +100 mesh, Ce extraction was 39.81% and tended to be constant up to a particle size of –150+200 mesh. For finer particle size, Ce extraction increased to reach 47.77% at a particle size of –325 #. The extraction shows a little increase of about 1.71% than the result value in curve B in Fig. 4, because of the deviation value though the operating conditions are the same as well.

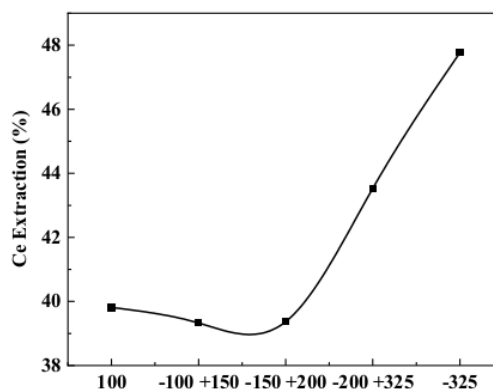


Fig. 4. Ce extraction at various particle sizes

5.4. Effects of stirring speed and dissolution time

The results of Ce dissolution experiments with stirring speed variations in the range of 100–350 rpm and dissolution time in the range of 3–240 minutes are shown in Fig. 5.

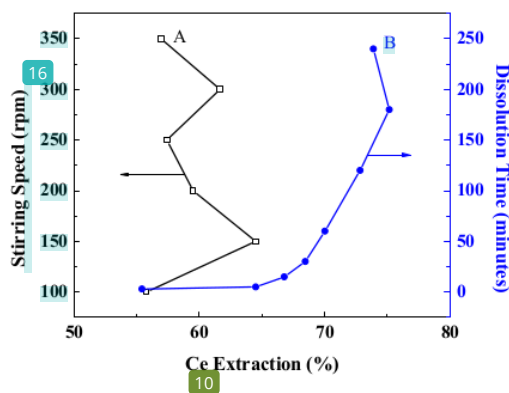


Fig. 5. Ce extraction at various (A) stirring speeds and (B) dissolution times

In Fig. 5, Ce extraction at various (A) stirring speeds and (B) dissolution times are shown. Curve A shows the effect of stirring speed on Ce extraction. At a stirring speed of 100 rpm, the Ce extraction obtained was 55.76%. Increased stirring speed up to 150 rpm gave a 6% increase in Ce extraction up to 64.51%. Curve B in Fig. 5 shows the effect of dissolution time on Ce extraction. At the dissolution time of 3 minutes, Ce extraction was 55.43%. Increasing the dissolution time gave an increase in Ce extraction up to 75.16% at the dissolution time of 180 minutes.

6. Discussion of experimental results

The decomposition of silica structure in BTS using NaOH at high temperatures produces sodium silicate compounds that are soluble in water, so the silica content in the frits resulting from alkaline fusion decreases after water leaching. The silica released from slag causes the formation or enlargement of pores on the surface. Thus,

the reaction between slag and HCl can occur more effectively.

HCl concentration is the first parameter observed, and the results obtained indicate that increasing HCl concentration causes higher Ce extraction [25]. Unfortunately, an increasing HCl concentration of more than 2.5 M indicates a decrease in Ce extraction. When using HCl 2.75 M, Ce extraction became 37.56 %. This occurred because the equilibrium reaction of the Ce dissolution by HCl was achieved at a 2.5 M HCl concentration, so a further increase in concentration can cause the reaction to reverse or Ce extraction decrease [17]. The reaction of Ce dissolution by HCl is as follows:



Ce reacting with HCl increases as temperatures rise [18]. Unfortunately, above 40 °C, the increase in Ce extraction was very small and only 48.72 % at a temperature of 80 °C. This is similar to the study conducted on the dissolution of Ce from phosphogypsum, which shows that an increase in temperature from 50 °C to 80 °C did not provide a significant increase in Ce extraction [16].

To find out more about the effects of temperature changes, it is necessary to review the thermodynamics and reaction kinetics. Thermodynamic data from the dissolution reaction of Ce(OH)₃ with HCl are presented in a curve in Fig. 6 obtained from the HSC Chemistry 6.0™ software as performed by Sulaksana et al [26].

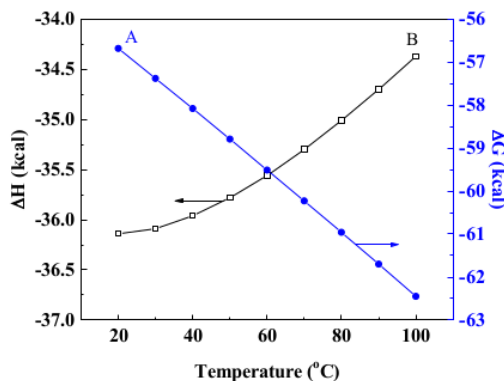


Fig. 6. Changes in enthalpy and Gibbs free energy to temperature in the dissolution of Ce(OH)₃ with HCl

In the temperature range of 20–100 °C, Gibbs free energy from the dissolution reaction of Ce(OH)₃ by HCl was in the range of –56.68 to –62.45 kcal, so it could be concluded that this reaction could take place spontaneously. With a negative enthalpy value, it was known that this dissolution reaction was exothermic, so an increase in temperature for the exothermic reaction would shift the direction of the reaction towards the reactants [18, 19]. However, in this study, the Ce extraction increased with temperature. This indicates the rate of reaction towards the product was more dominant than the direction of the reactants with an increase in temperature. According to the Arrhenius equation [27]:

$$k = Ae^{\frac{-E_a}{RT}}, \quad (3)$$

where *k* was the reaction rate constant, *A* was the pre-exponential factor, *E_a* was the activation energy, *R* was the ideal gas constant, and *T* was the temperature.

Fine particle size has a large contact surface area and could increase reaction rates. This also applies to the dissolution experiments of Ce from BTS. The size of the particle also affects the performance of the dissolution process because a large surface area gives an increasingly better dissolution reaction. The surface area of the particles could be increased by comminution or size reduction. Ruan et al have also reported that the finer particle size in the process of dissolving the REE concentrate using HCl increases the REE extraction [19].

Stirring helps the process of homogenizing the mixture in obtaining an even distribution of solids in the HCl solution. The more evenly distributed, the better the contact between the solid and the reagent, and the diffusion of the reaction product from the solid to the bulk solution and the diffusion of the reactants to the surface of the solid also increases thereby increasing Ce extraction [21]. Unfortunately, stirring speeds above 150 rpm did not show a stable trend for Ce extraction.

Chemical reactions, including the dissolution process, have a certain rate as a function of time, so time plays a role in achieving high rates of reaction conversion. Lengthening the dissolution time means increasing the chance of contact between the reagent and the solid, so there is more dissolved Ce. Following the equation of the second-order reaction rate [28]:

$$r = \frac{dC_A}{dt} = -kC_A C_B, \quad (4)$$

where *r* was the reaction rate, *C_A* was the concentration of Ce(OH)₃, *C_B* was the concentration of HCl, and *t* was the time.

Unfortunately, increasing the dissolution time to 240 minutes showed a decrease in Ce extraction. This happened because equilibrium had been reached, so the addition of time caused the reaction to reverse and result in a decrease in Ce extraction. The trend in which an increase in reaction rate occurs at the beginning of time and a decrease in reaction rate over time is similar to the REE leaching study of bauxite conducted by Borra et al. [22].

7. Conclusions

1. Our experimental research has solved the problem of obtaining the optimum conditions to dissolve Ce using HCl. More than 75 % Ce in BTS can be dissolved in the concentration of 2.5 M, temperature of 40 °C, the particle size of –325 mesh, stirring speed of 150 rpm, and dissolution time of 180 minutes.

2. The concentration of HCl, temperature, particle size, stirring speed, and dissolution time gave a significant effect in Ce extraction. An increase in the value of these parameters can result in a higher Ce extraction, but under certain conditions where equilibrium has occurred in the system then an increase in the value further causes a decrease in Ce extraction.

Acknowledgments

The authors are grateful to the ³ Center for Nuclear Minerals Technology of Indonesian National Nuclear Energy Agency (BATAN) and the Ministry of Research, Technology, and Higher Education that made this work

possible. The authors also thank researchers and analysts at BATAN: Widodo for his support with optical microscopes, Ganisa Kurniati Suryaman for her support with XRD, Guswita Alwi and Sumiarti for their support with ICP-OES, and Ersina Rakhma for her support with XRF.

References

- Gergoric, M., Ekberg, C., Steenari, B.-M., Retegan, T. (2017). Separation of Heavy Rare-Earth Elements from Light Rare-Earth Elements Via Solvent Extraction from a Neodymium Magnet Leachate and the Effects of Diluents. *Journal of Sustainable Metallurgy*, 3 (3), 601–610. doi: <https://doi.org/10.1007/s40831-017-0117-5>
- Soedarsono, J., Hagège, A., Burgard, M., Asfari, Z., Vicens, J. (1996). Liquid-Liquid Extraction of Rare Earth Metals Using 25,27-Dicarboxy-26,28-Dimethoxy-5,11,17,23-Tetra-tert-Butylcalix[4]Arene. *Berichte Der Bunsengesellschaft Für Physikalische Chemie*, 100 (4), 477–481. doi: <https://doi.org/10.1002/bbpc.19961000412>
- Massari, S., Ruberti, M. (2013). Rare earth elements as critical raw materials: Focus on international markets and future strategies. *Resources Policy*, 38 (1), 36–43. doi: <https://doi.org/10.1016/j.resourpol.2012.07.001>
- Allain, E., Kanari, N., Diot, F., Yvon, J. (2019). Development of a process for the concentration of the strategic tantalum and niobium oxides from tin slags. *Minerals Engineering*, 134, 97–103. doi: <https://doi.org/10.1016/j.mineng.2019.01.029>
- Lovik, A. N., Hagelüken, C., Wäger, P. (2018). Improving supply security of critical metals: Current developments and research in the EU. *Sustainable Materials and Technologies*, 15, 9–18. doi: <https://doi.org/10.1016/j.susmat.2018.01.003>
- Zhang, S., Ding, Y., Liu, B., Chang, C. (2017). Supply and demand of some critical metals and present status of their recycling in WEEE. *Waste Management*, 65, 113–127. doi: <https://doi.org/10.1016/j.wasman.2017.04.003>
- Kim, P., Anderko, A., Navrotsky, A., Riman, R. (2018). Trends in Structure and Thermodynamic Properties of Normal Rare Earth Carbonates and Rare Earth Hydroxycarbonates. *Minerals*, 8 (3), 106. doi: <https://doi.org/10.3390/min8030106>
- Younis, A., Chu, D., Li, S. (2016). Cerium Oxide Nanostructures and their Applications. *Functionalized Nanomaterials*. doi: <https://doi.org/10.5772/65937>
- Fachrudin, F., Susanto, I., Chen, C.-C., Setjogjarto, N. E., Zainuri, F., Permana, S., Soedarsono, J. W. (2020). Surface modification of magnetic TiO₂ core-shell with doped cerium for enhancement of photocatalytic performance. *Eastern-European Journal of Enterprise Technologies*, 3 (6 (105)), 13–20. doi: <https://doi.org/10.15587/1729-4061.2020.203186>
- Amer, T. E., Abdella, W. M., Wahab, G. M. A., El-Sheikh, E. M. (2013). A suggested alternative procedure for processing of monazite mineral concentrate. *International Journal of Mineral Processing*, 125, 106–111. doi: <https://doi.org/10.1016/j.minpro.2013.10.004>
- Habashi, F. (2013). Extractive metallurgy of rare earths. *Canadian Metallurgical Quarterly*, 52 (3), 224–233. doi: <https://doi.org/10.1179/1879139513y.0000000081>
- Munir, B., Permana, S., Amilia, A., Maksum, A., Soedarsono, J. W. (2019). Initial Study for Cerium and Lanthanum Extraction from Bangka Tin Slag through NaOH and HClO₄ Leaching. *MATEC Web of Conferences*, 269, 07003. doi: <https://doi.org/10.1051/mateconf/201926907003>
- Szmałek, K., Konopka, G., Zglinicki, K., Marciniak-Maliszewska, B. (2013). New potential source of rare earth elements. *Gospodarka Surowcami Mineralnymi - Mineral Resources Management*, 29 (4). doi: <https://doi.org/10.2478/gospo-2013-0041>
- Gaballah, I., Allain, E., Meyer-Joly, M.-C., Malau, K. (1992). A possible method for the characterization of amorphous slags: Recovery of refractory metal oxides from tin slags. *Metallurgical and Materials Transactions B*, 23 (3), 249–259. doi: <https://doi.org/10.1007/bf02656280>
- Subramanian, C., Suri, A. K. (1998). Recovery of Niobium and Tantalum from Low Grade Tin Slag – A Hydrometallurgical Approach. *Environmental & Waste Management in Non-Ferrous Metallurgical Industries*, 100–107.
- Walawalkar, M., Nichol, C. K., Azimi, G. (2016). Process investigation of the acid leaching of rare earth elements from phosphogypsum using HCl, HNO₃, and H₂SO₄. *Hydrometallurgy*, 166, 195–204. doi: <https://doi.org/10.1016/j.hydromet.2016.06.008>
- Sinha, S., Abhilash, Meshram, P., Pandey, B. D. (2016). Metallurgical processes for the recovery and recycling of lanthanum from various resources – A review. *Hydrometallurgy*, 160, 47–59. doi: <https://doi.org/10.1016/j.hydromet.2015.12.004>
- Chi, R., Li, Z., Peng, C., Gao, H., Xu, Z. (2006). Preparation of enriched cerium oxide from bastnasite with hydrochloric acid by two-step leaching. *Metallurgical and Materials Transactions B*, 37 (2), 155–160. doi: <https://doi.org/10.1007/bf02693144>
- Panda, R., Kumari, A., Jha, M. K., Hait, J., Kumar, V., Rajesh Kumar, J., Lee, J. Y. (2014). Leaching of rare earth metals (REMs) from Korean monazite concentrate. *Journal of Industrial and Engineering Chemistry*, 20 (4), 2035–2042. doi: <https://doi.org/10.1016/j.jiec.2013.09.028>

20. Ruan, Z., Li, M., Gao, K., Zhang, D., Huang, L., Xu, W., Liu, X. (2019). Effect of Particle Size Refinement on the Leaching Behavior of Mixed Rare-Earth Concentrate Using Hydrochloric Acid. *ACS Omega*, 4 (6), 9813–9822. doi: <https://doi.org/10.1021/acsomega.9b01141>
21. Moldoveanu, G. A., Papangelakis, V. G. (2013). Recovery of rare earth elements adsorbed on clay minerals: II. Leaching with ammonium sulfate. *Hydrometallurgy*, 131-132, 158–166. doi: <https://doi.org/10.1016/j.hydromet.2012.10.011>
22. BBorra, C. R., Pontikes, Y., Binnemans, K., Van Gerven, T. (2015). Leaching of rare earths from bauxite residue (red mud). *Minerals Engineering*, 76, 20–27. doi: <https://doi.org/10.1016/j.mineng.2015.01.005>
23. Soedarsono, J. W., Permana, S., Hutaaruk, J. K., Adhyputra, R., Rustandi, A., Maksum, A. et. al. (2018). Upgrading tantalum and niobium oxides content in Bangka tin slag with double leaching. *IOP Conference Series: Materials Science and Engineering*, 316, 012052. doi: <https://doi.org/10.1088/1757-899x/316/1/012052>
24. Frey, D. D., Engelhardt, F., Greitzer, E. M. (2003). A role for “one-factor-at-a-time” experimentation in parameter design. *Research in Engineering Design*, 14 (2), 65–74. doi: <https://doi.org/10.1007/s00163-002-0026-9>
25. Kim, R., Cho, H., Han, K., Kim, K., Mun, M. (2016). Optimization of Acid Leaching of Rare-Earth Elements from Mongolian Apatite-Based Ore. *Minerals*, 6 (3), 63. doi: <https://doi.org/10.3390/min6030063>
26. Permana, S., Rustandi, A., Majid, R. A. (2017). Thermodynamic analysis with software: a case study of upgrading rare earth elements content in bangka tin slag. *Far East Journal of Electronics and Communications*, 17 (5), 1211–1220. doi: <https://doi.org/10.17654/ec017051211>
27. Feng, X., Long, Z., Cui, D., Wang, L., Huang, X., Zhang, G. (2013). Kinetics of rare earth leaching from roasted ore of bastnaesite with sulfuric acid. *Transactions of Nonferrous Metals Society of China*, 23 (3), 849–854. doi: [https://doi.org/10.1016/s1003-6326\(13\)62538-8](https://doi.org/10.1016/s1003-6326(13)62538-8)
28. Purwani, M. V., Trinopiawan, K., Poernomo, H., Suyanti, Pusporini, N. D., Amiliana, R. A. (2019). Separation of Ce, La and Nd in rare earth hydroxide (REOH) by oxidation with potassium permanganate and precipitation. *Journal of Physics: Conference Series*, 1198 (3), 032003. doi: <https://doi.org/10.1088/1742-6596/1198/3/032003>

ORIGINALITY REPORT

9%

SIMILARITY INDEX

5%

INTERNET SOURCES

6%

PUBLICATIONS

1%

STUDENT PAPERS

PRIMARY SOURCES

1	repository.ub.ac.id Internet Source	1%
2	journals.uran.ua Internet Source	1%
3	Hendri F Akli, Sulaksana Permana, Ahmad Maksum, Johny W Soedarsono, Kurnia S Widana, Mutia Anggraini, Badrul Munir. " Enrichment of Tantalum and Niobium Contents in Bangka Tin Slag by NaOH and H PO Leaching ", IOP Conference Series: Materials Science and Engineering, 2019 Publication	1%
4	research.aalto.fi Internet Source	1%
5	173-255-216-147.ip.linodeusercontent.com Internet Source	1%
6	Shanshan Cao, Changchun Zhou, Jinhe Pan, Cheng Liu, Mengcheng Tang, Wanshun Ji, Tingting Hu, Ningning Zhang. "Study on Influence Factors of Leaching of Rare Earth	<1%

Elements from Coal Fly Ash", Energy & Fuels, 2018

Publication

-
- | | | |
|----|--|------|
| 7 | Weidong Xing, Jie Wang, Liu Zhu, Xueyi Guo. "An integrated process for separation and recovery of tantalum from spent TaCrTi sputtering targets by hydrometallurgical methods", Minerals Engineering, 2021
Publication | <1 % |
| 8 | link.springer.com
Internet Source | <1 % |
| 9 | www.degruyter.com
Internet Source | <1 % |
| 10 | Eun-young Kim, Min-seuk Kim, Jae-chun Lee, Manis Kumar Jha, Kyoungkeun Yoo, Jinki Jeong. "Effect of cuprous ions on Cu leaching in the recycling of waste PCBs, using electro-generated chlorine in hydrochloric acid solution", Minerals Engineering, 2008
Publication | <1 % |
| 11 | Submitted to Universiti Teknologi MARA
Student Paper | <1 % |
| 12 | Zheng Ruan, Mei Li, Kai Gao, Dongliang Zhang, Lan Huang, Wei Xu, Xingyu Liu. "Effect of Particle Size Refinement on the Leaching Behavior of Mixed Rare-Earth Concentrate Using Hydrochloric Acid", ACS Omega, 2019
Publication | <1 % |

13 eprints.kname.edu.ua <1 %
Internet Source

14 Ahmed Mahrou, Mohammed Hakkar, Rim Jouraiphy, Fatima Ezzahra Arhouni, Hamid Mazouz, Aziz Boukhair, Mohammed Fahad. "Rare Earth Elements Distribution During Phosphoric Acid Production", Mining, Metallurgy & Exploration, 2021 <1 %
Publication

15 Tiago Fernandes de Oliveira, Carlson Pereira de Souza, André Luis Lopes-Moriyama. "Acid leaching and thermal treatments in the obtaining of mixed oxides of Nb and Ta from ferrocolumbite", Minerals Engineering, 2020 <1 %
Publication

16 hdl.handle.net <1 %
Internet Source

17 uknowledge.uky.edu <1 %
Internet Source

18 J W Soedarsono, S Permana, J K Hutauruk, R Adhyputra, A Rustandi, A Maksum, K S Widana, K Trinopiawan, M Anggraini. "Upgrading tantalum and niobium oxides content in Bangka tin slag with double leaching", IOP Conference Series: Materials Science and Engineering, 2018 <1 %
Publication

19

Jianfei Li, Mei Li, Dongliang Zhang, Kai Gao, Wei Xu, Huihui Wang, Jinlong Geng, Xiufen Ma, Lan Huang. "Clean production technology of selective decomposition of Bayan Obo rare earth concentrate by NaOH", *Journal of Cleaner Production*, 2019

Publication

<1 %

20

Mugdha Walawalkar, Connie K. Nichol, Gisele Azimi. "An Innovative Process for the Recovery of Consumed Acid in Rare-Earth Elements Leaching from Phosphogypsum", *Industrial & Engineering Chemistry Research*, 2016

Publication

<1 %

21

Peng Cen, Xue Bian, Zhannian Liu, Manyi Gu, Wenyuan Wu, Baokuan Li. "Extraction of rare earths from bastnaesite concentrates: A critical review and perspective for the future", *Minerals Engineering*, 2021

Publication

<1 %

22

dspace.lgnau.edu.ua

Internet Source

<1 %

23

researchrepository.murdoch.edu.au

Internet Source

<1 %

24

Sulaksana Permana, Rafdi Abdul Majid, Johny Wahyuadi Soedarsono. "Hydrochloric Acid Leaching Approaches for Tantalum and

<1 %

Niobium Pentoxides Enrichment in 1st Tin Slag from Bangka Island", IOP Conference Series: Materials Science and Engineering, 2020

Publication

25

A. Shikika, M. Sethurajan, F. Muvundja, M.C. Mugumaoderha, St. Gaydardzhiev. "A review on extractive metallurgy of tantalum and niobium", Hydrometallurgy, 2020

Publication

<1 %

Exclude quotes On

Exclude matches Off

Exclude bibliography On